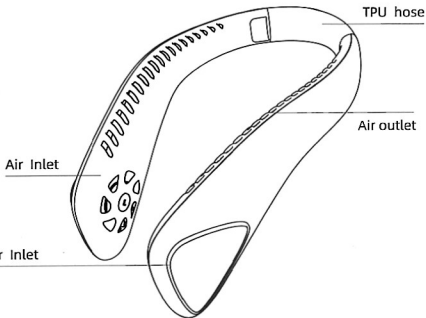
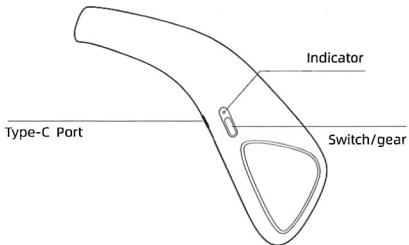


Bladeless Neck-hanging fan

— Manual —

— Appearance description —



— Instructions for use —

1. Instructions

Widen the two ends of the fan gently by your hand, hang it over your neck and kept the air outlet upwards.

The fan will start to work after your press the power button, and the wind will blow out from the air outlet, bringing you a cool experience without curling your hair.

2. Power/Speed adjustment

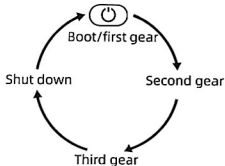
Switch on:

Press the button



Modes switching:

Press the button again after switching on to adjust the wind speeds (weak /medium/strong) or turn off the fan.



3. Cleaning and maintenance

- I. Before cleaning this product, make sure that the power has been cut off.
- II. Wipe the fan body and air outlet with a dry cloth.
- III. Please don't clean electrical parts (such as motors, power switches, etc.) with water or other liquids.
- IV. Please clean up the dust or foreign objects in the air outlet in time to prevent dust from falling into the air cavity.

4.Charging instructions

Indicator status description

Indicator status	Meaning
White light always on	Working
White light flashes slowly	Charging
White light flashes quickly	Battery low (Less than 15%)
light is not on	Shut down or fully charged

— Precautions—

- 1.When using, do not place your hair too close to the air inlet, so as not to get your hair involved into the air cavity, threaten your safety and shorten the product life.
- 2.When the fan is in normal use; when the white light flashes quickly, it indicates that the remaining power is too low and the device needs to be charged.
- 3.Please do not open or bend the TPE hose with excessive force to avoid damage to the product.
- 4.The battery must not be disassembled, hit, squeezed or thrown into fire. If severe swelling occurs, do not continue to use it. Do not place the product in a high temperature environment.

— Warnings—

1. This product uses lithium-ion batteries, no memory function, overcharge or overdischarge will affect the life of the product, please Charge in time and disconnect the power after being fully charged.
2. When the fan is working, the fan blade rotates at a high speed. Please do not put your fingers in it to avoid being injured.
3. This product is not a children's toy. Children under the age of 14, please use it under the supervision of a guardian.
4. Do not squeeze, disassemble the battery or leave the battery in a high temperature environment (60°C and above) for a long time, otherwise it may cause damage. There is a risk of leakage or explosion.
5. Do not use this product while charging.

— Product parameter—

Product model: F70

Product name: Bladeless Neck-hanging Fan

Input: DC5.0V = 1.0A MAX

Battery: Lithium-ion battery

Fan power: 5W MAX

Blade material hardness: <D60 Shore

Fan speed: 2m/sMAX

product weight: 290g

Charging time: 4 hours

Working time: 5 -16 hours (depending on different gears/use scenarios)

Executive standard: Q/JS008-2017

Product Size: 230(L)mm × 152(W)mm × 70(H)MM

— Packaging accessories—

Halter fan * 1

Type-C charging cable * 1

Manual * 1

CPE bag * 1